

令和5年度 博士人材のための企業説明会

Zoom Operation Manual

1 . Preparation Before Event Day

Guidance to move between breakout rooms. If some applications don't have the latest version, you may have some troubles when moving. Please make sure to check the version in advance before participating. (See p.2)

(1) Zoom Recommended System requirement

【 Operating system (OS) 】

•From macOS X and macOS 10.9	From Red Hat Enterprise Linux 6.4
Windows 10* *note: Windows 10 Device must be mounted , Windows 10 Home, Pro or Enterprise. S mode is not supported.	Windows 11 * * note: Windows 11 support from version 5.9.0.
Windows 8 or 8.1	From CentOS 6.4
Windows 7	From Fedora 21
From Ubuntu 12.04	From OpenSUSE 13.2
From Mint 17.1	ArchLinux (64bit only)
From Oracle Linux 6.4	

【 Tablet , Mobile device 】

iOS and Android device	Blackberry devise
From Win 8.1 and from Surface PRO 2 * The tablet you have Windows 10, Windows 10 Home must be equipped Pro or Enterprise. S mode is not supported.. * Tablet only support desktop clients.	

【 Browser 】

Windows :	•Edge 12+, Firefox 27+, Chrome 30+
Mac :	Safari 7+, Firefox 27+, Chrome 30+
Linux :	Firefox 27+, Chrome 30+

1. Preparation Before Event Day

(2) How to update Zoom (If you already have an account)

The version of Zoom is updated periodically.

If it is not up to date, problems may occur, so please update to the latest version before participating.

■PC (Windows, Mac)

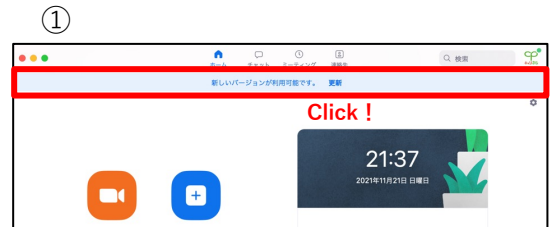
- ① Sign in to Zoom, If the latest version is available, click "Update".

→If the message is not displayed, go to ③.

- ② When the screen like figure ② pops up, click "Update".

- ③ If you do not see any update, click on "User Icon".

Click on "Check for Updates".



■iPhone・iPad

- ① Open App Store app and search for "Zoom". Open "Zoom Cloud Meetings".

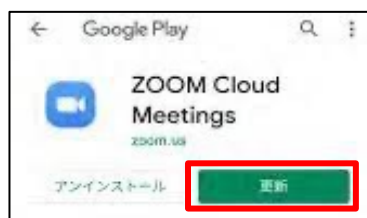
- ② Click Update.



■Android

- ① Open Play Store and search for "Zoom". This will open "Zoom Cloud Meetings"

- ② Tap "Update" button.



※The above is a general guide on how to update.
Other details can be found in Zoom Help Center.
Zoom Help Center > Getting Started > Installation

2. How to participate on the day

Check the URL of the day

URL : https://careerplatform-kyusyu-u.com/contentsol_2025.html



九州大学
KYUSHU UNIVERSITY

令和5年度博士人材のための企業説明会（博士・ポスドク参加者用ページ）

事前情報

実施概要	ダウンロード
Zoom接続マニュアル	日本語版：ダウンロード English ver：download
推奨環境テストページ	http://zoom.us/test
参加企業一覧	ダウンロード
参加企業情報ページ	10月上旬に公開いたします

当日情報

参加URL	前日までに公開いたします
-------	--------------

Please access the venue URL

3. Operation at the venue on Event Day

- ① After accessing Zoom, change your name to
”university faculty (or graduate school) name”.

< PC >



< mobile >




3. Operation at the venue on Event Day

② How to move between breakout rooms of participating companies.

■ How to enter the room

- Click on "Breakout Room" and select the room of the company you want to visit.
- Click on "Join" button.

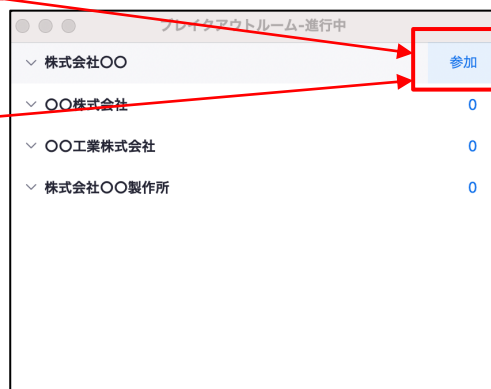
<PC>



<mobile>



Click !

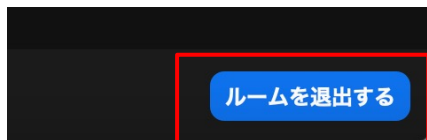


■ How to leave the room

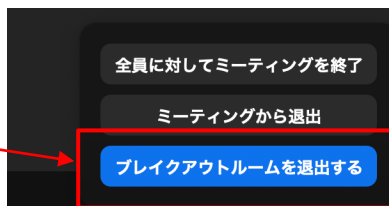
- After the session, "leave the breakout room" and return to the main session. Then move on to the next room.

※Leaving the meeting means leaving the event venue.

<PC>

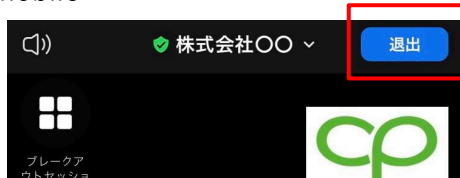


Click !



Click !

<mobile>



Tap !



Tap !

Contact information

If you have any questions, please feel free to contact us.

Career Platform (Nippon Career Center)
On-Campus Event Management Office
Takada, Matsumoto, Tenjin
TEL: 050-3138-6063
E-MAIL: info@nippon-careercenter.com